

CHARMS Quick Guide

To access Charms please visit the band website www.cougarband.org and click on the charms calendar button as shown on Fig 1; and then click on the [Click Here] button as shown on Fig 2.

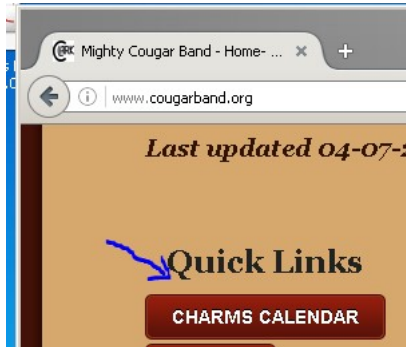
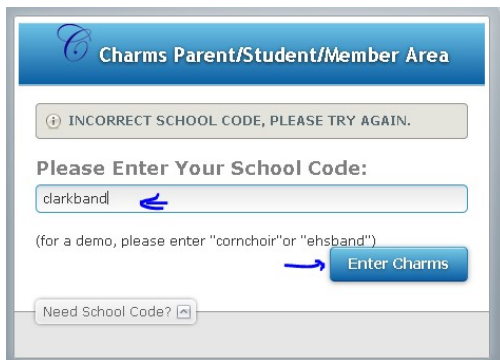


Fig 1

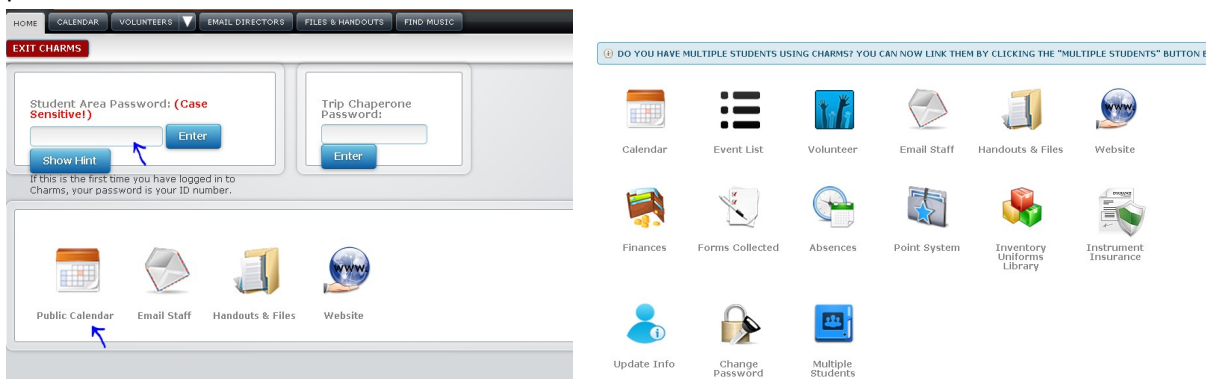


Fig 2

Enter the School Code : **clarkband** and click on the [Enter Charms] button as shown on Fig 3.



You can now click on the Public Calendar without login in. Or you can login by entering the password (The student's id) to see Calendar with all band scheduled events, your student records like Finance, Inventory, Uniform, etc. When in the Calendar you can Sync the calendar with your smart phone by clicking on **SYNC Calendar** and following the instructions. This will make all band events appear on you phone's calendar.



For any questions related to the CHARMS system, please contact our Band communications coordinator:
Esthela Guerra
esthela.guerra@gmail.com